



Digital Storytelling Lesson Plan




Title of Lesson: Spring, Spring...		Date: Spring
Subject Area(s): Lang. Arts		Grade: Kindergarten
State Standards: Language Arts C.4.1 Orally communicate information, opinions, and ideas effectively to different audiences for a variety of purposes C.4.2 Listen to and comprehend oral communications. C.4.3 Participate effectively in discussion. E.4.1 Use computers to acquire, organize, analyze, and communicate information		Technology Standards: A.4.1 Use common media and technology terminology and equipment hands A.4.5 Use media and technology to create and present information A.4.3 Use a computer and productivity software to organize and create information C.4.4 Demonstrate self-motivation and increasing responsibility for their learning D.4.1 Participate productively in workgroups or other collaborative learning environments
Stated Objective(s)	As a conclusion to our Spring Theme, the children will help write and illustrate a class book about Spring. The children will then record themselves reading their page on Photostory 3 as we make a video out of the book.	
Procedures for Lesson	<ul style="list-style-type: none">• To review what the children have already learned about the season of spring, we will create a chart on the Smartboard of what spring: Looks Like, Sounds Like and Feels Like.• Students will watch a PowerPoint on the Sounds of Spring, which will confirm the ideas listed on Smartboard.• After watching the PowerPoint, we will discuss and make a list on Smartboard of ideas they want to use in their class book. (The class book will be patterned after Brown Bear, Brown Bear.)• Teacher will input ideas into sentences into the "pattern sentence page" and print off pages.• Students will illustrate their page of the book. After illustrating page, teacher will take a digital photo of each child's page• Teacher will import all of the photos into Photostory 3 program to make the video of class book. Each child will be recorded reading their page.• After all students have finished recording and the video is finalized, we will watch the video on the Smartboard.• The video will be added to the class website for the community to view.• Teacher will then add it to end of the year DVD to be given to each child to share with family.	

Assessment or Evaluation

Rubric:

- Students already have an understanding of what secure, developing, and needs strengthening means.
- Students/Parents understand what "Kindergarten Quality" means.

Spring, Spring... Rubric

Requirements	 Secure	 Developing	 Needs Strengthening
The student created their own page for the class book			
The illustration was "Kindergarten Quality"			
The student read and recorded his/her page			
The student stayed on task and completed page from start to finish			